

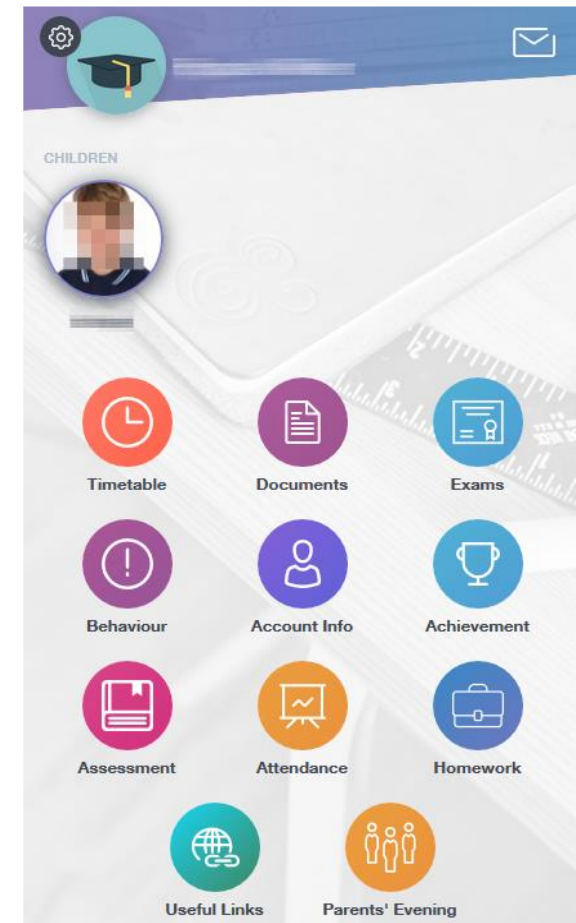
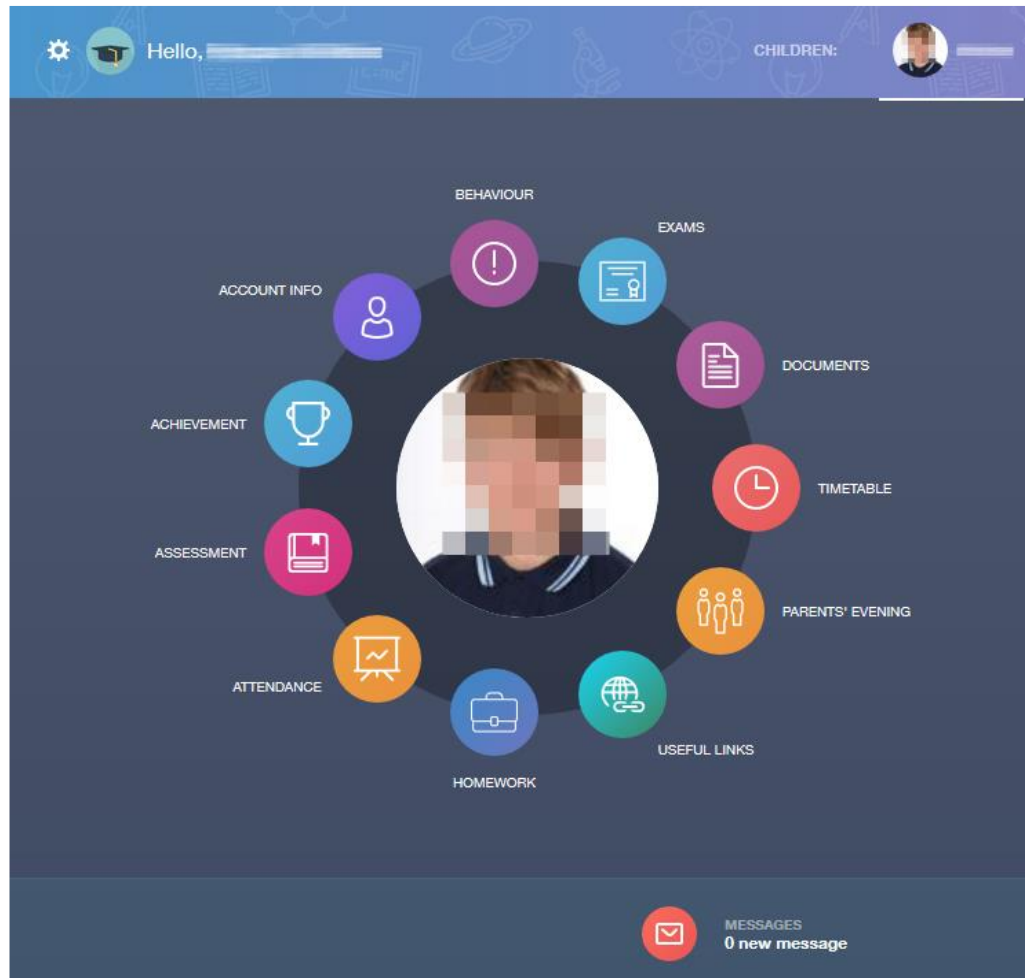


## EduLink : Guide for Parents

### Home screen







When you log in to EduLink you'll see a screen like the one on the right (in a browser) or the one on the far right (in the app)

Note : Please make sure you log in with your parental details – your child gets a different view when they use EduLink



## Modules

Each of the coloured buttons leads to a different module. New modules may be enabled over time.

 <p><b>Account Info</b></p> <p>Shows your child's photograph, Year group, Tutor group, email address and House</p>	 <p><b>Achievement</b></p> <p>Shows details and comments for any achievement points awarded for your child</p>
 <p><b>Assessment</b></p> <p>Shows your child's report grades</p>	 <p><b>Attendance</b></p> <p>Shows your child's attendance today, along with annual attendance by subject and statutory by month/year</p>
 <p><b>Behaviour</b></p> <p>Shows details and comments for any behaviour points or detentions for your child</p>	 <p><b>Documents</b></p> <p>Gives access to downloadable documents in PDF form such as reports for your child</p>



### Exams

Shows your child's examination timetables, entries and results



### Homework

Shows any homework set for your child



### Parents' Evening

Shows any forthcoming parents' evenings and allows you to book slots to meet your child's teachers – there's a simple guide to this on our website



### Timetable

Shows your child's daily timetable for this week and a further two weeks



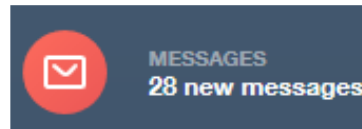
### Useful Links

Gives easy access to ParentPay, the school website and our AUP for External Services

*If you'd like to see examples of some of the other modules we hope to enable in the future, please use the DEMO button on the EduLink login screen*

## The Communicator module

This can be found at the bottom of the page (in a browser)



or at the top right of the page (in the app)




Here you can view any emails you have been sent by the school.

You can also easily email your child's teachers or Head of House using the *New Message* button.


## If you have more than one child at the school

Click their photo at the top of the screen to switch to their details.

## To change your password

To change your password, click the cog icon  by your name and select *Change Password*. Please use something secure (it must be at least 8 characters).

## Logging out

When you have finished using EduLink please ensure you log out by clicking the cog icon  by your name and selecting *Logout*.

## Getting more help

If you'd like more help with using EduLink please email [webmaster@priory.e-sussex.sch.uk](mailto:webmaster@priory.e-sussex.sch.uk)